




Kilburn Junior School

PUPIL VOICE

School Life

Teaching

Safety



2021 to 2022

SURVEY

COMPARRISON



Kilburn Junior School PUPIL VOICE

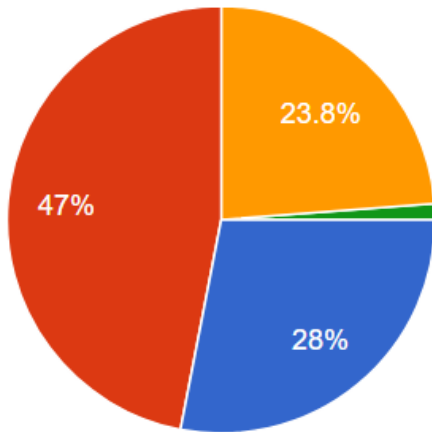
School Life

Teaching

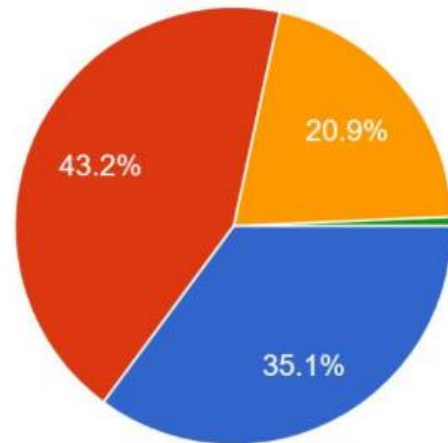
Safety

“I Enjoy School”

2021



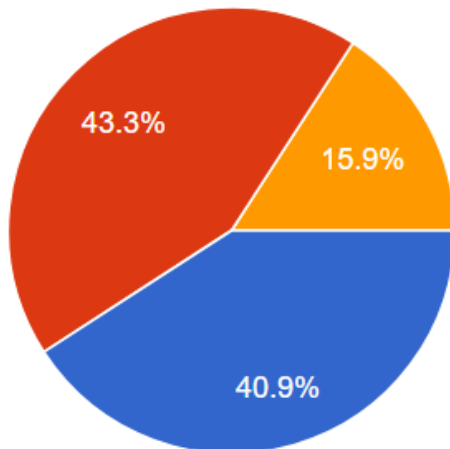
2022



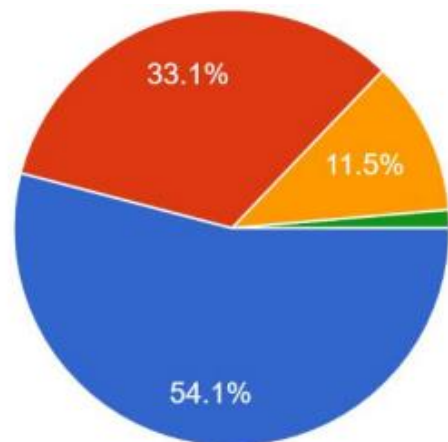
Never	Some	Most	Always	Never	Some	Most	Always
1.2%	23.8%	47%	28%	0.7%	20.9%	43.2%	35.1%

“Teachers and Teaching Assistants Help Me To Do My Best”

2021



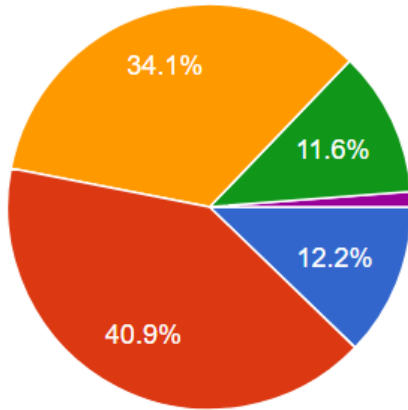
2022



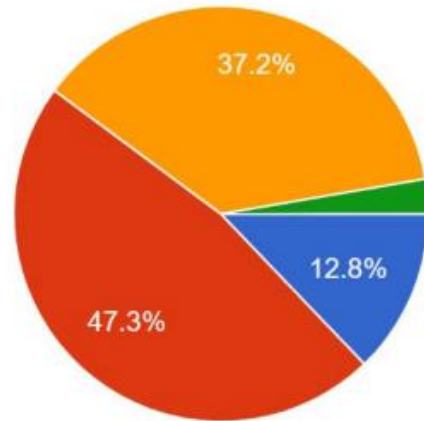
Never	Some	Most	Always	Never	Some	Most	Always
0%	15.9%	43.3%	40.9%	1.3%	11.5%	33.1%	54.1%

“Teachers Give Me Work That Challenges Me”

2021



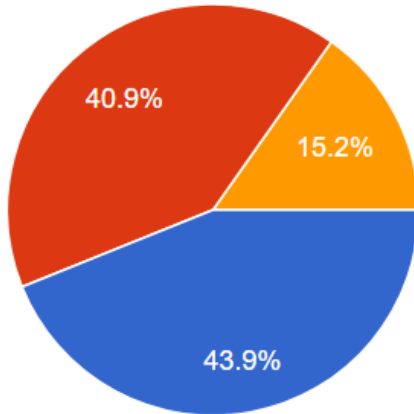
2022



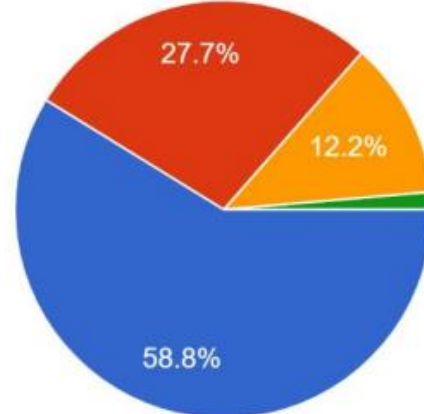
Never	Very Few Lessons	Some Lessons	Most Lessons	Every Lesson	Never	Very Few Lessons	Some Lessons	Most Lessons	Every Lesson
1.2%	11.6%	34.1%	40.9%	12.2%	0%	2.7%	37.2%	47.3%	12.8%

“Teachers Listen To What I Have To Say in Lessons”

2021



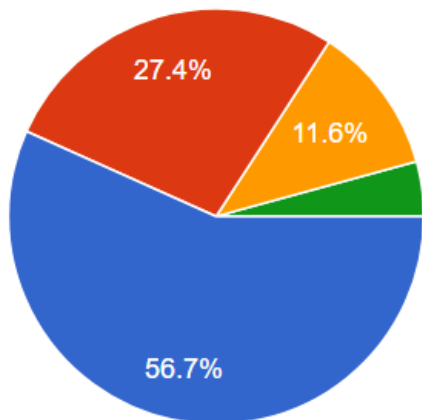
2022



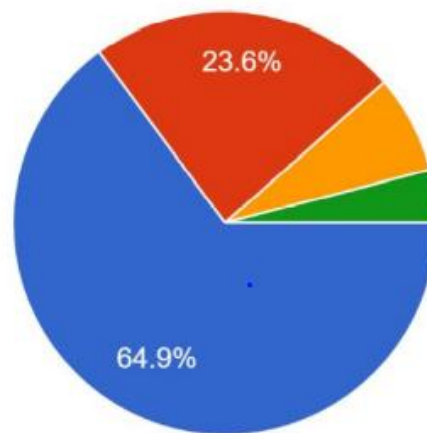
Never	Some	Most	Always	Never	Some	Most	Always
0%	15.2%	40.9%	43.9%	1.3%	12.2%	27.7%	58.8%

“There Is An Adult At School I Can Talk To If Something Is Worrying Me”

2021



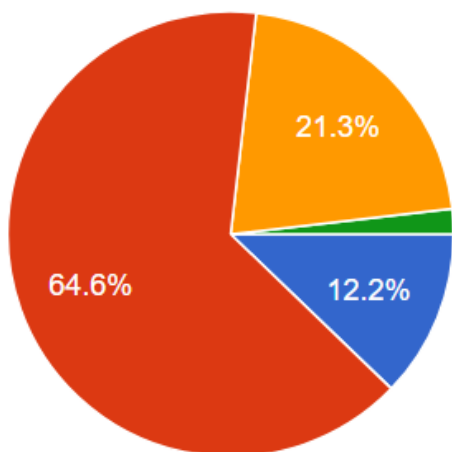
2022



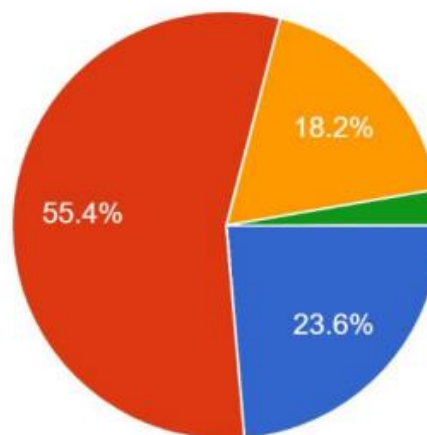
Never	Some	Most	Always	Never	Some	Most	Always
4.3%	11.6%	27.4%	56.7%	4%	7.4%	23.6%	64.9%

“The Behaviour Of Other Pupils Around School Is Good”

2021

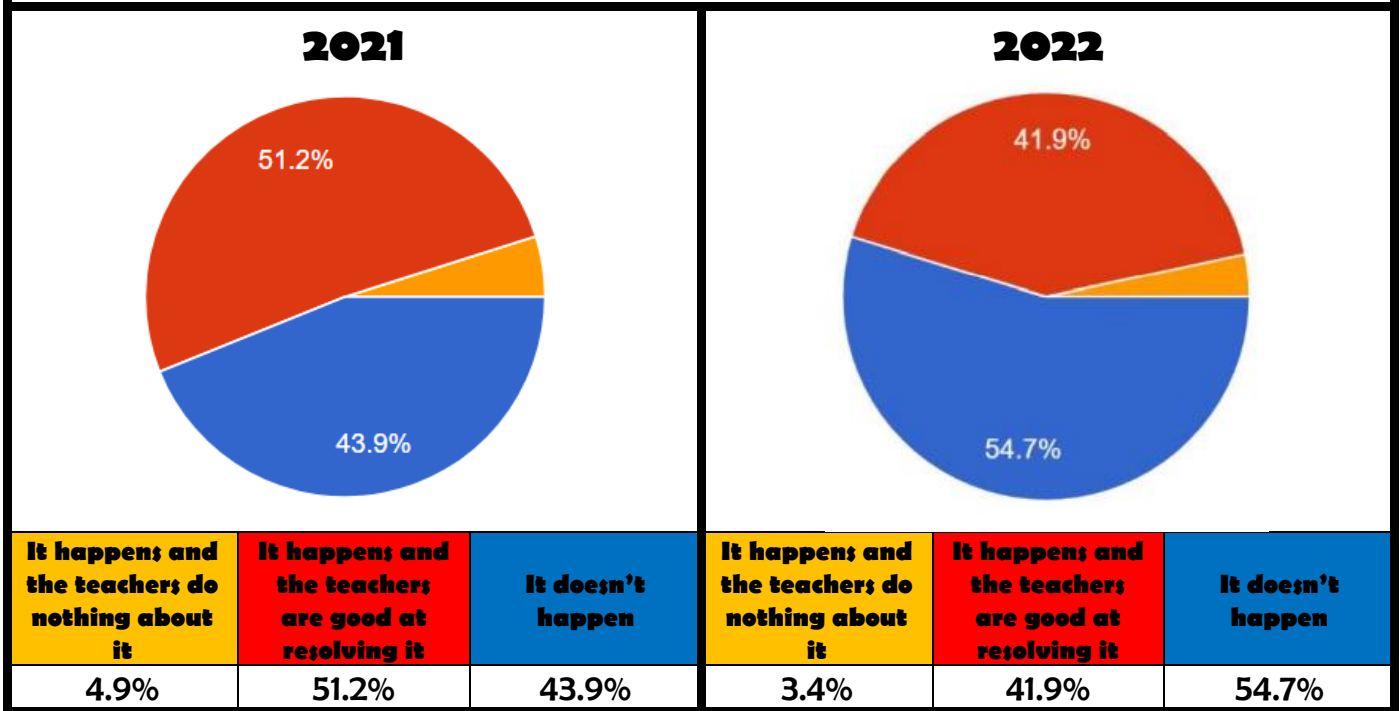


2022

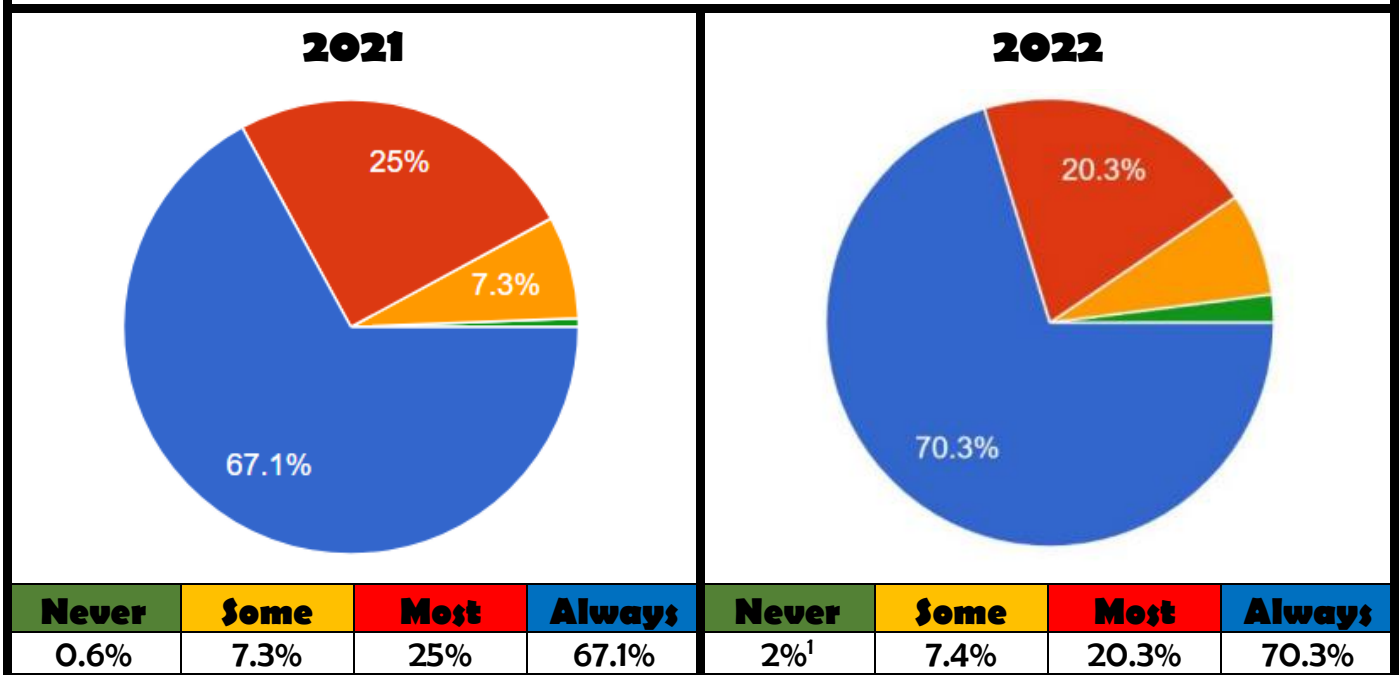


Never	Some	Most	Always	Never	Some	Most	Always
1.8%	21.3%	64.6%	12.2%	2.7%	18.2%	55.4%	23.6%

“I; Bullying A Problem At Your School?”



“I Feel Safe When I’m At School”



¹ Explanatory responses of the children who indicated that they don't feel safe at school in answer to the question “If your answer to the last question was never, when and where do you feel unsafe?”:

“staying in a car on my own”

“there might be a drill or a fire”

“every time”

“out side”

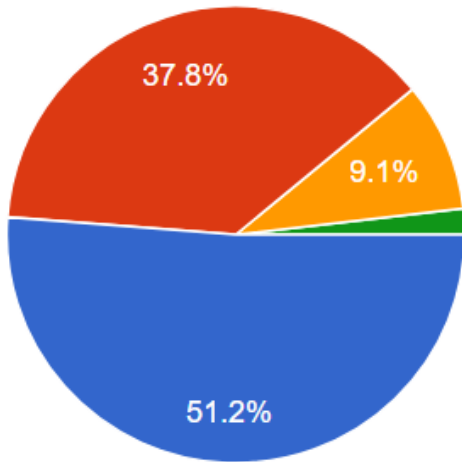
“you never know what is going to happen they have lots of security but you never know”

“NEAR A LOT OF PEOPLE”

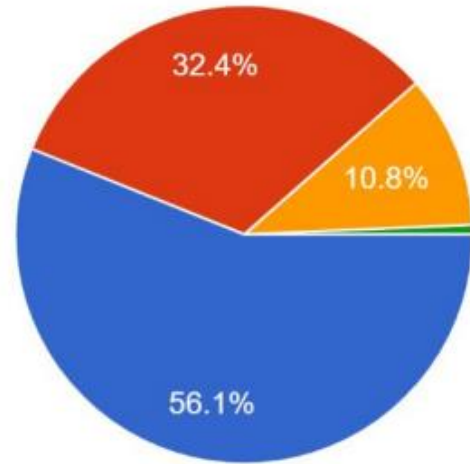
“At lunchtime, by myself”

“In My Opinion, School Offers Me Lots of Experiences”

2021



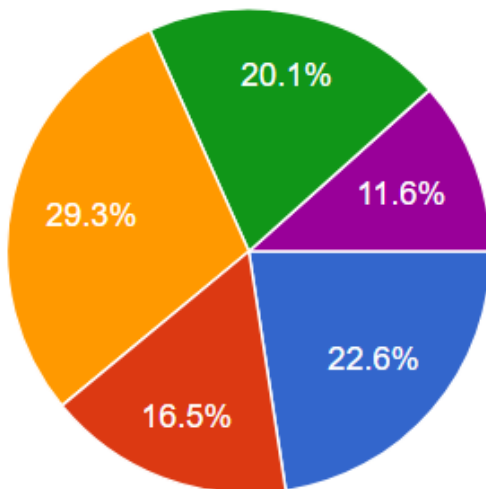
2022



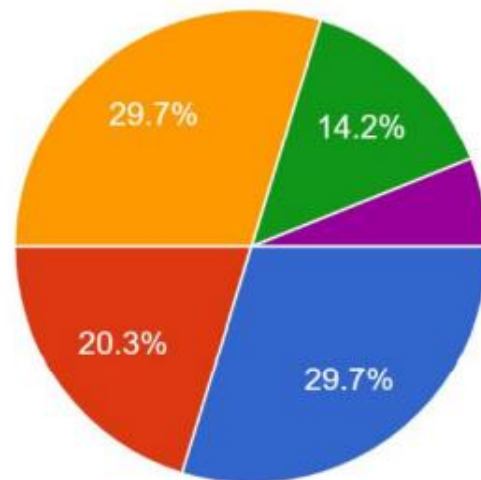
Never	Some	Most	Always	Never	Some	Most	Always
1.8%	9.1%	37.8%	51.2%	0.7%	10.8%	32.4%	56.1%

“I Take Part In School Activities Outside Of Lessons, Like Clubs, Sports, Music And Art”

2021



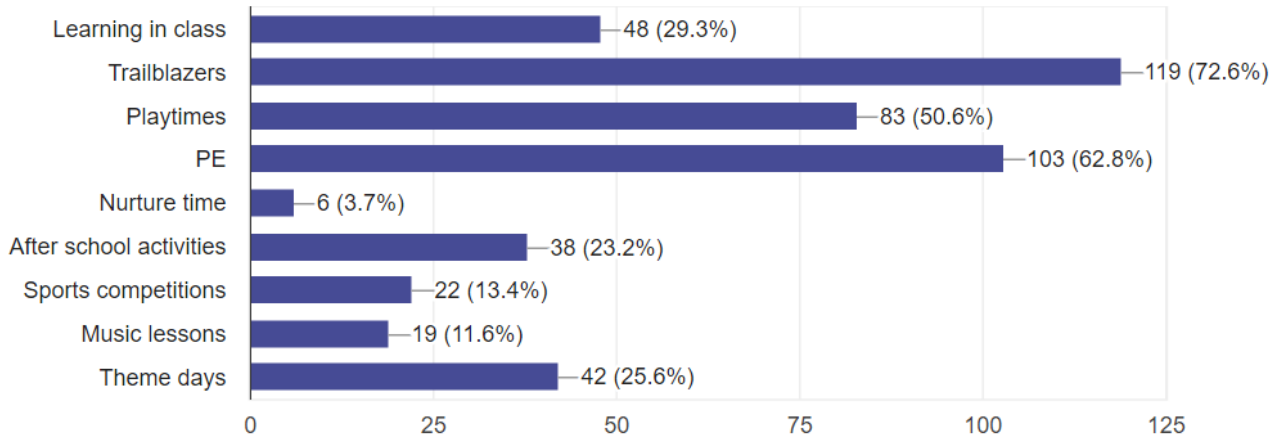
2022



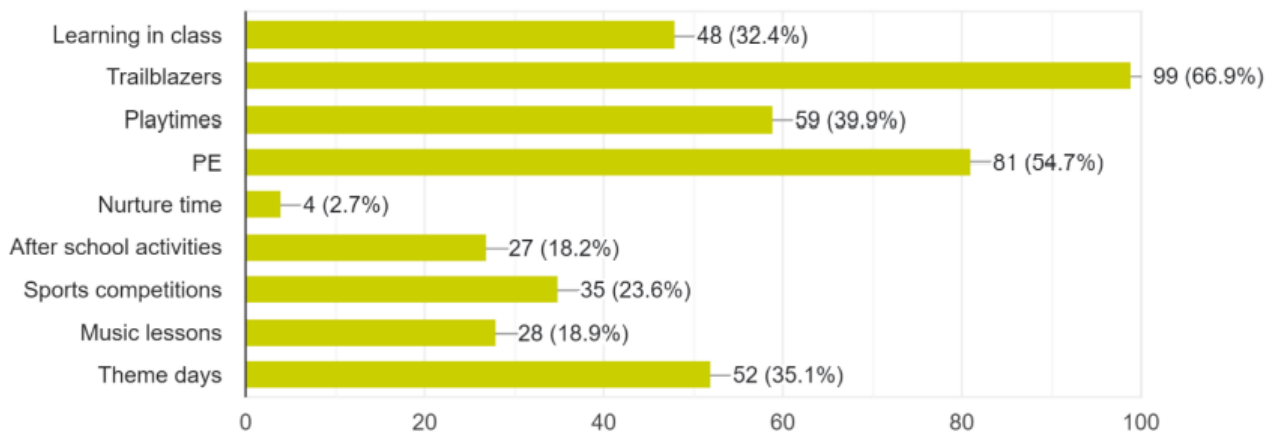
Never	Not very often	Sometimes	Frequently	Very Frequently	Never	Not very often	Sometimes	Frequently	Very Frequently
11.6%	20.1%	29.3%	16.5%	22.6%	6%	14.2%	29.7%	20.3%	29.7%

“Which Three Things From The List Below Do You Like Best About School?”

2021

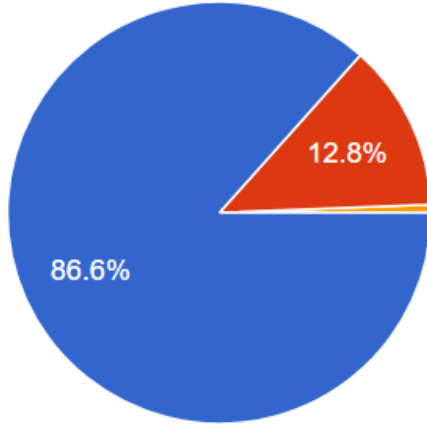


2022

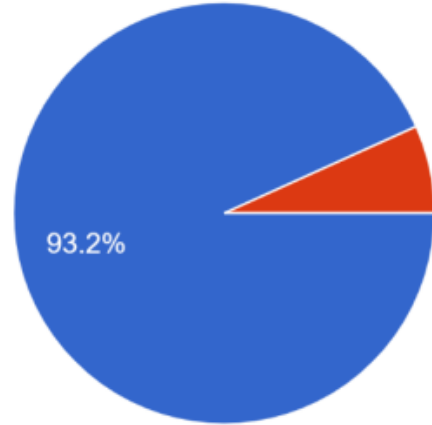


“We Have Good Resources At School Such As Books, Classroom Equipment, Computers And Sports Equipment”

2021



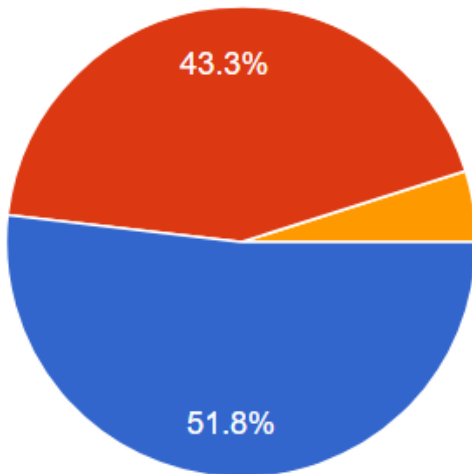
2022



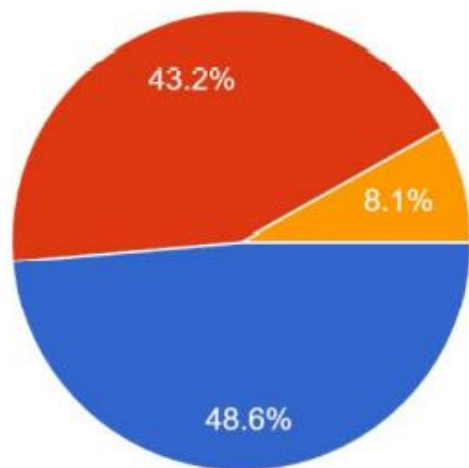
No	Mostly	Yes	No	Mostly	Yes
0.6%	12.8%	86.6%	0%	6.8%	93.2%

“My School Is Clean And Tidy”

2021

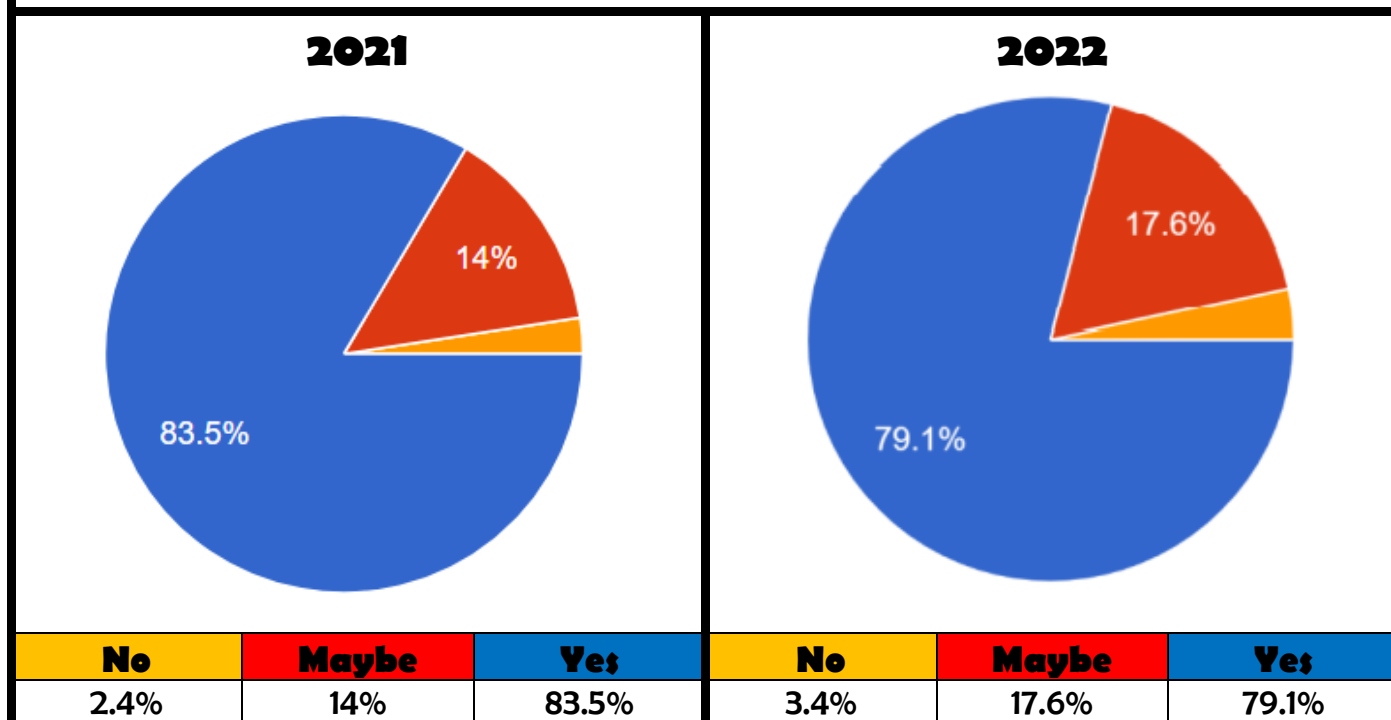


2022



Never	Some	Most	Always	Never	Some	Most	Always
0%	9.1%	43.3%	51.8%	0%	8.1%	43.2%	48.6%

“I Would Recommend This School To A Friend Moving To The Area”



KEY MESSAGES

- ✓ More children enjoy school than last year with over 75% of children reporting to enjoy school ‘always’ or ‘most of the time’!
- ✓ Many more children report feeling that their teachers ‘always’ help them to do their best!
- ✓ Children report finding the work more challenging!
- ✓ Many more children report feeling like their voice is listened to by their teachers ‘always’!
- ✓ More children report that there is always an adult that they can talk to in school if they are feeling worried!
- ✓ The amount of children who feel that children are ‘always’ on their best behaviour has doubled!
- ✓ Over 95% of children feel that bullying doesn’t happen or that teachers are good at resolving it!
- ✓ A higher percentage of children report ‘always’ feeling safe at school!
- ✓ Children feel that they are offered more experiences!
- ✓ Children more frequently take part in after school clubs!
- ✓ Children feel that school uses quality resources!