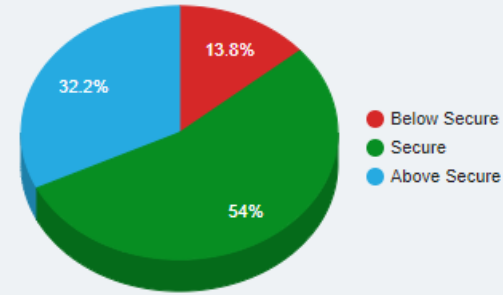


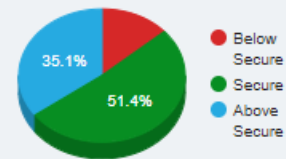


Attainment in Reading- End of Year 2021

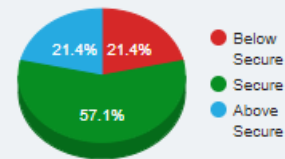


Expanded Reading year group charts

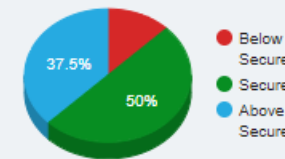
Year 3



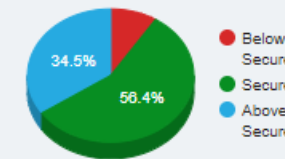
Year 4



Year 5

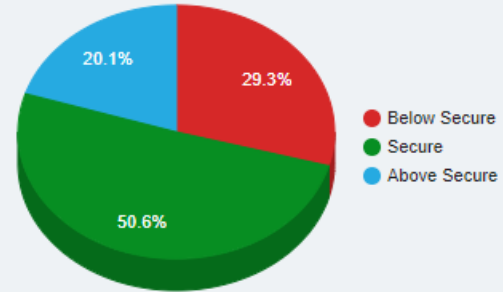


Year 6



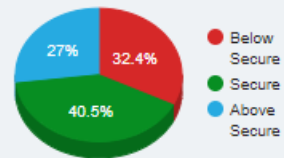


Attainment in Writing- End of Year 2021

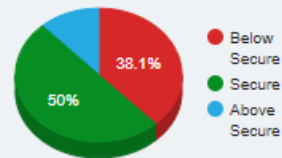


Expanded Writing year group charts

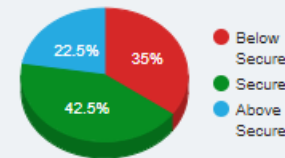
Year 3



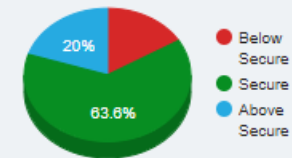
Year 4



Year 5

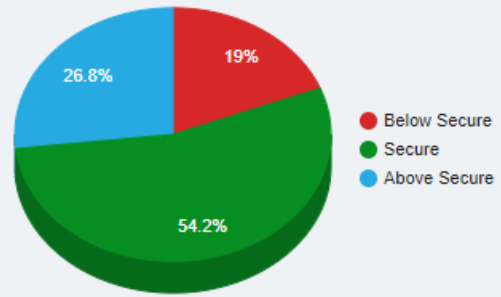


Year 6



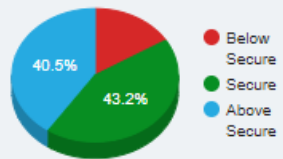


Attainment in SPAG- End of Year 2021

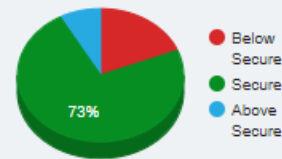


Expanded SPAG year group charts

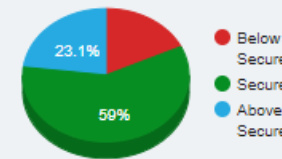
Year 3



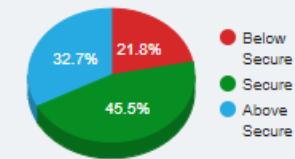
Year 4



Year 5

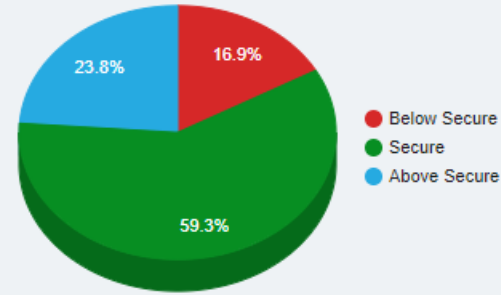


Year 6



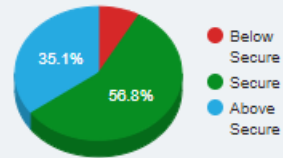


Attainment in Mathematics- End of Year 2021

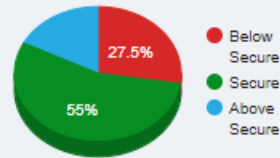


Expanded Maths year group charts

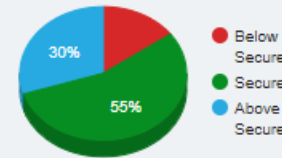
Year 3



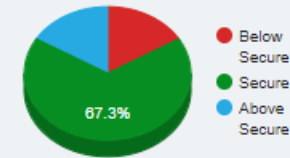
Year 4



Year 5



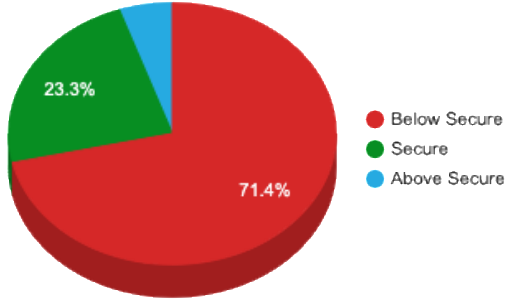
Year 6



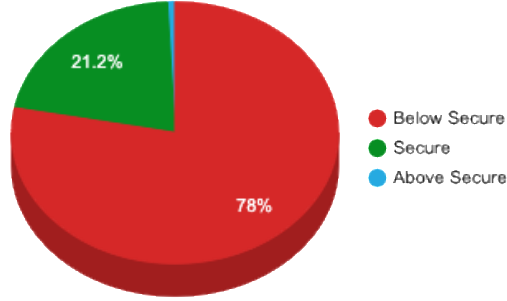


Assessment point 1 Dec 2020

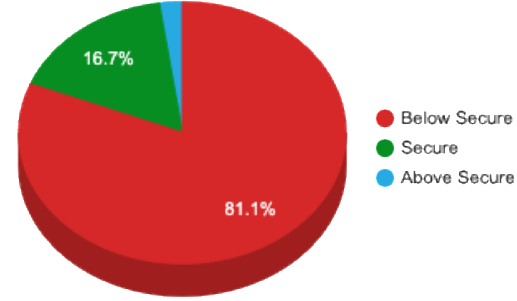
Reading



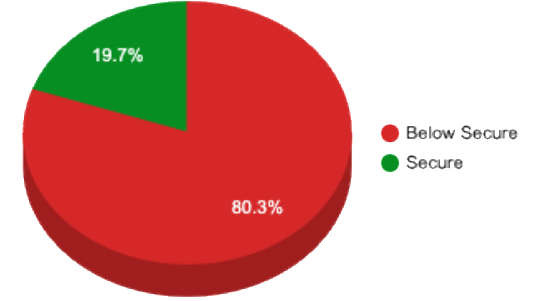
Writing



SPAG

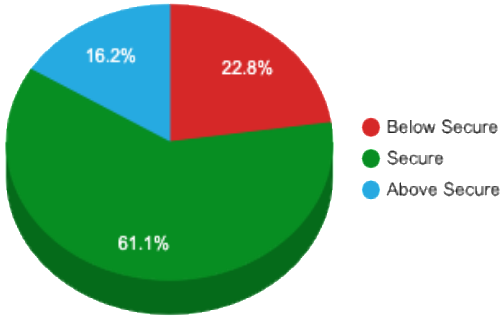


Mathematics

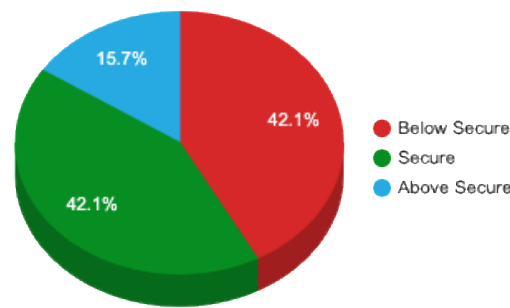


Assessment Point 2 March 2021

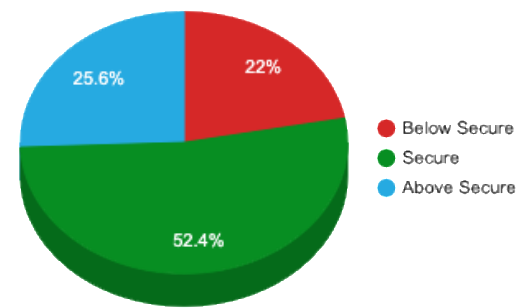
Reading



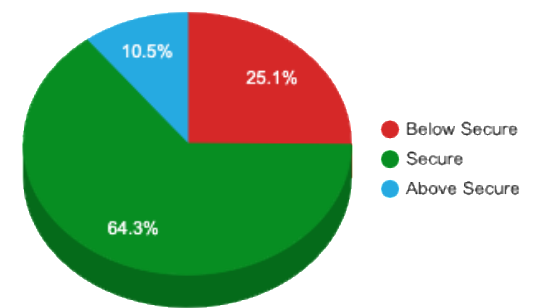
Writing



SPAG

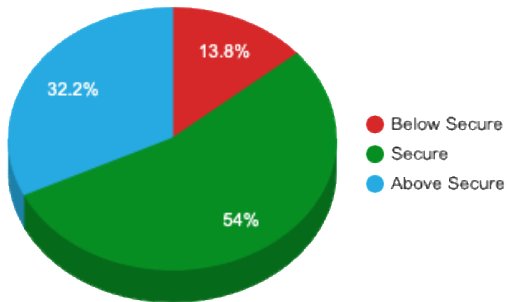


Mathematics

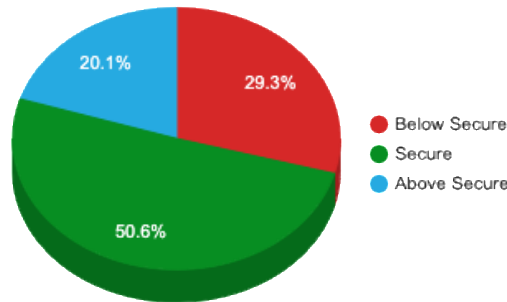


End of Year July 2021

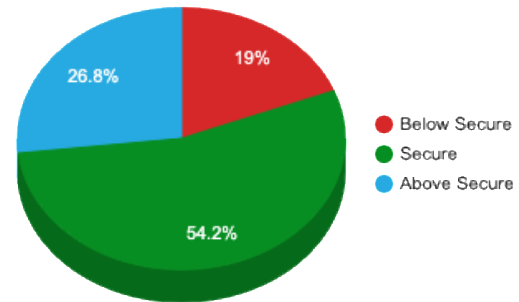
Reading



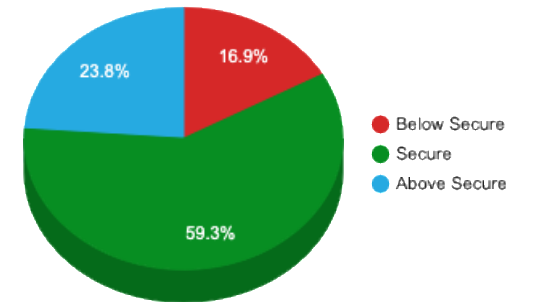
Writing



SPAG



Mathematics





Combined Attainment of Pupils meeting the expected standard End of Year 2021

Combined: Reading, Writing, Maths					
	Combined: RWM			Combined: None	
	Yes	No		Yes	No
Year 3 (37)	68% (25)	32% (12)		8% (3)	92% (34)
Year 4 (40)	60% (24)	40% (16)		20% (8)	80% (32)
Year 5 (40)	65% (26)	35% (14)		13% (5)	88% (35)
Year 6 (55)	80% (44)	20% (11)		7% (4)	93% (51)
Total (172)	69% (119)	31% (53)		12% (20)	88% (152)

Combined Subject Pairs						
	Reading & Writing		Reading & Maths		Writing & Maths	
	Yes	No	Yes	No	Yes	No
Year 3 (37, 37, 37)	68% (25)	32% (12)	86% (32)	14% (5)	68% (25)	32% (12)
Year 4 (42, 40, 40)	62% (26)	38% (16)	73% (29)	28% (11)	60% (24)	40% (16)
Year 5 (40, 40, 40)	65% (26)	35% (14)	85% (34)	15% (6)	65% (26)	35% (14)
Year 6 (55, 55, 55)	82% (45)	18% (10)	82% (45)	18% (10)	82% (45)	18% (10)
Total (174, 172, 172)	70% (122)	30% (52)	81% (140)	19% (32)	70% (120)	30% (52)



Combined Attainment of Disadvantaged Pupils meeting the expected standard

End of Year 2021

Combined: Reading, Writing, Maths				
	Combined: RWM		Combined: None	
	Yes	No	Yes	No
Year 3 (12)	58% (7)	42% (5)	25% (3)	75% (9)
Year 4 (14)	50% (7)	50% (7)	36% (5)	64% (9)
Year 5 (12)	42% (5)	58% (7)	33% (4)	67% (8)
Year 6 (13)	62% (8)	38% (5)	31% (4)	69% (9)
Total (51)	53% (27)	47% (24)	31% (16)	69% (35)

Combined Subject Pairs						
	Reading & Writing		Reading & Maths		Writing & Maths	
	Yes	No	Yes	No	Yes	No
Year 3 (12, 12, 12)	58% (7)	42% (5)	75% (9)	25% (3)	58% (7)	42% (5)
Year 4 (16, 14, 14)	56% (9)	44% (7)	57% (8)	43% (6)	50% (7)	50% (7)
Year 5 (12, 12, 12)	42% (5)	58% (7)	58% (7)	42% (5)	42% (5)	58% (7)
Year 6 (13, 13, 13)	62% (8)	38% (5)	62% (8)	38% (5)	69% (9)	31% (4)
Total (53, 51, 51)	55% (29)	45% (24)	63% (32)	37% (19)	55% (28)	45% (23)